

■DESCRIPTION

The VX-2000DS Emergency Power Supply Unit supplies the DC power to each equipment in the VX-2000 system by connecting the VX-200PS Power Supply Unit. It keeps the battery unit that contains 2 × 12 V sealed lead batteries charged compensating for the temperature of the battery charging voltage. When the DC power supply from the VX-200PS stops, the VX-2000DS is automatically switched to the backup battery.

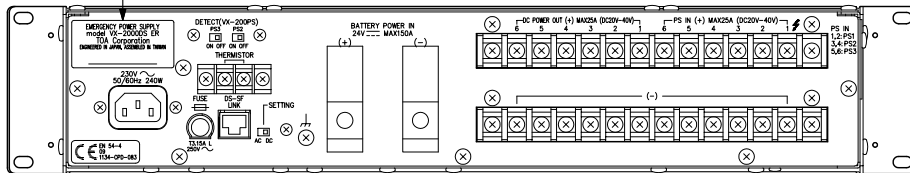
■SPECIFICATIONS

Power Source	230 V AC, 50/60 Hz
Power Consumption	240 W max.
Applicable Battery	Panasonic LC-X1265PG/APG (65hA)
Charging Method	Trickle charging
Charging Current	5 A max.
Charging Output Voltage	27.3 V ±0.3 V (at 25 °C (77 °F)) Temperature correction coefficient: -40 mV/°C
Power Supply Input	6 M4 screw terminal, distance between barriers: 11 mm (0.43")
DC Power Output	6 (25 A max. each) M4 screw terminal, distance between barriers: 11 mm (0.43")
Control Connector	RJ45 female connector for connecting the VX-2000SF Surveillance Frame. Twisted-pair straight cable (TIA/EIA-568A standard) Type of control signal: Battery check, AC power status, DC power status, charging circuit failure, and battery failure
Battery Connection	1 pair of positive and negative terminals Applicable cable diameter: AWG 6 - AWG 1/0 (Line resistance within 4 mΩ/total)
Operating Temperature	0°C to +40°C (32 °F to 104 °F)
Finish	Panel: Surface-treated steel plate, black, 30% gloss, paint
Dimensions	482 (W) × 88.4 (H) × 377.6 (D) mm (18.98" × 3.48" × 14.87")
Weight	10.5 kg (23.15 lb)
Accessory	Rack mounting screw ...4, Fiber washer ...4, Blade fuse (40 A) ...3, Fuse (T3.15 A L) ...1, Power cord (2 m (1.65 ft)) ...1, Insulating sheet ...1, Attention label (German) ...1, Fastener hook ...4, Fastener loop ...4 Sticker (Declaration of compliance) ...1
Fuse Rating	Blade fuse (40 A), Blade fuse (7.5 A), Fuse (T3.15 A)
Internal Resistance	Maximum internal resistance of the battery and its associated circuitry, Ri max: 50 mΩ
Current Specification	Maximum output current draw from the battery: 43.5 A Rated maximum continuous output current, I max a: 43.5 A Rated maximum short duration output current, I max b: 43.5 A Rated minimum output current, I min: 0 A
Cable Specification	Recommended cable parameter for DS-SF Link: Twisted-pair straight cable (TIA/EIA-568A standard)

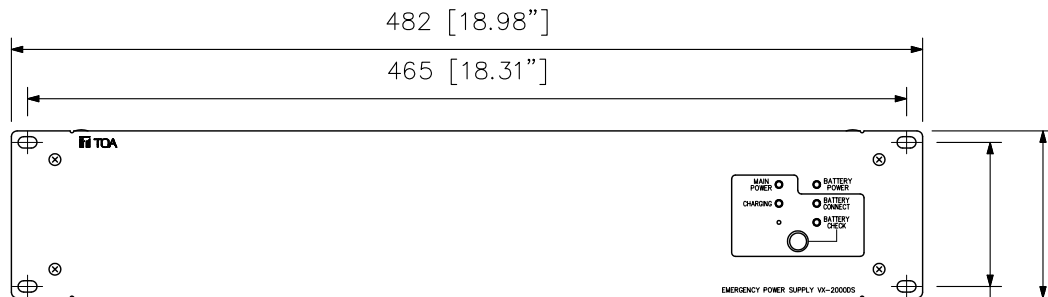
■ APPEARANCE

Model	ER	UK
AC plug		

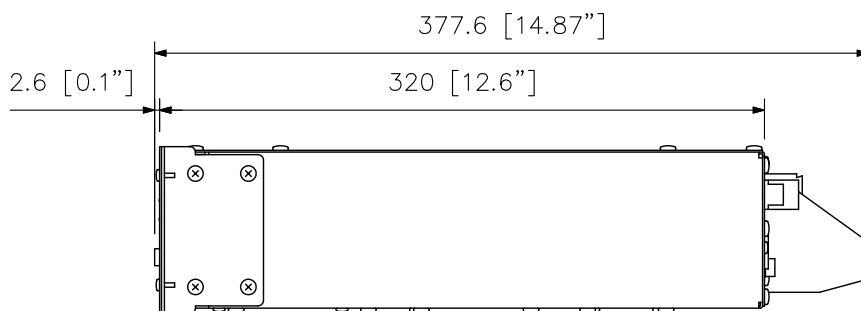
Other product version UK is available depending on the power cord type.



Rear View



Front View



Side View

76.2 [3"]
88.4 [3.48"]

UNIT:mm SCALE:1/4